


BLU
Performance

Freshness With Style And Elegance

Quality, Design and Innovation



SGNPes 4365 & SKBes 4350

LIEBHERR



2.4" Touchscreen Display: Located behind the appliance door, this high-resolution and high-contrast 2.4" touchscreen display can be read from any angle. Stored menu options are intuitive and easy-to-operate.



BioFresh: When stored at Biofresh's precisely maintained temperature of 0°C and correct humidity level, nutrients in your food are retained. Our BioFresh drawers fully extend on telescopic rails and feature a self-closing mechanism.



PowerCooling: A high-performance system that allows freshly stored items to be chilled rapidly while maintaining an even temperature throughout the interior. In this energy-efficient BluPerformance range, the fan switches off when the appliance door is opened, saving valuable energy.

Note: Whilst every effort is made to ensure all specifications and information in this flyer are accurate, Liebherr reserves the right to make changes without notification. Where actual appliance measurements, specifications, and ratings are crucial, we recommend that the actual appliance installation instructions that accompany each appliance be checked. Liebherr will not be liable for any loss.

Volume, efficiency, economy, ease of use, and outstanding design are the key features of the **SBSes 8673** side-by-side fridge-freezer from Liebherr's BluPerformance series. High-quality components and materials, and perfect workmanship combined with precise touch electronics system are what made this appliance so efficient.

BioFresh technology allows your fruits, vegetables, meat, fish, and dairy products to stay fresher for longer. Meanwhile NoFrost technology ensures that this appliance never has to be defrosted. And thanks to its premium SmartSteel surface, this timelessly elegant model is easy to clean and will definitely be a visual highlight in your home!

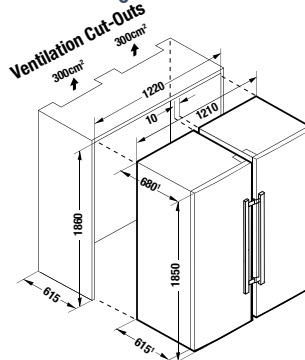
SBSes 8673

Premium

- Bio Fresh
- No Frost
- Ice Maker
- Soft System
- Soft Telescopic
- Smart Steel

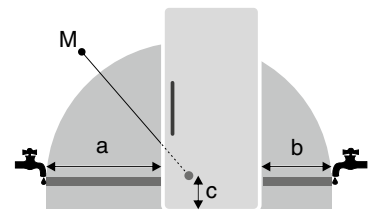
*Side-by-Sides comprised of two models	SGNPes 4365	SKBes 4350
Energy consumption (kWh/yr) Star rating	211 5.0	194 4.0
Compressors	1	1
Total Usable Litres	262	367
Refrigerator Usable Litres	-	234
Freezer Usable Litres	262	-
BioFresh Usable Litres	-	133
Control system and display Child proof	2.4" Touch display Yes	2.4" Touch display Yes
PremiumPlus LED : lighting	- Yes	Yes -
Sabbath mode	Yes	Yes
SoftSystem hinge - assists closure	Yes	Yes
Door open Temperature : alarms	Yes Yes	Yes -
BioFresh drawers on telescopic rails	-	3
SuperCool VarioSafe	- -	Yes Yes
SuperFrost VarioSpace	Yes Yes	- -
Integrated bottle shelf	-	Yes
Freezer drawers Ice cube drawer	8 1	- -
IceMaker Ice cube capacity (kg/24h)	Yes 0.8	- -
Stainless steel hose supplied (m)	1.5	-
Stainless steel with SmartSteel Doors Walls	Yes Yes	Yes Yes
Default hinge	Left	Right
Voltage (V) Rated Current (A)	220 - 240 1.3	220 - 240 1.2
Made in	Germany	Germany

Installation Diagram



1 To achieve the indicated energy consumption level, the wall spacers provided with the appliance must be used. This increases the appliance depth by approximately 1.5 cm. If the wall spacers are not used, the appliance will remain fully functional, but will have a slightly higher energy consumption level.

Water Connection



a = 1100 mm
b = 700 mm
c = 110 mm
M = Solenoid valve

Plumbing must be installed adjacent to the side of the appliance which contains the IceMaker.
Water pressure must be between 0.15 MPa and 0.6 MPa (1.5 bar - 6 bar)

Important information: For Side-by-Side installation the freezer or the appliance with freezer compartment must be installed on the left as viewed from the front to prevent possible formation of condensation.