

**Product**

- Chalice round basin - white
- Chalice round basin - black

**Kohler Code**

14800A-0  
14800A-7

**Included Components**

- Bench top cutting template
- Chrome overflow cover

**Features**

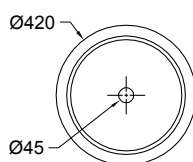
- Bench top installation
- Overflow outlet
- Vitreous china

**Material**

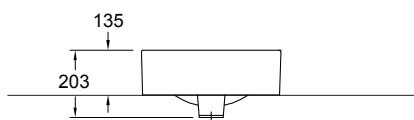
- Vitreous china
- Colour: white

**Technical Details**

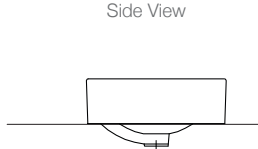
Top View



Front View



Side View

**Installation Notes:**

- Allow a minimum of 50mm from the wall for easy cleaning.
- A hole for the basin needs to be made in the bench top (please refer to cutting template).
- The basin is fixed to the bench top using the appropriate silicone sealant (not supplied).
- Requires DN32 waste with overflow (not supplied).