



Color Variants

RF463505
Integrated ice maker with fixed inlet water connection
Fully integrated

Included accessories

1 x connection set.

Optional accessories

RA450000
Mechanical particle filter.

Installation Accessories

RA422610
Stainless steel door panel with handle
RA423140
Side trims, long.
RA425110
Handle bar, stainless steel, long
RA428810
Stainless steel door panel, handleless
RA460000
RA460013
RA460020
Connecting element for vertically split appliance fronts (for a flush front)
RA464614
Ventilation grille stainless steel

RF463505

Vario freezer 400 series

Integrated ice maker with fixed inlet water connection

Fully integrated

Niche width 61 cm, Niche height 213.4 cm

Left-hinged

Stainless steel interior with solid anthracite aluminium elements
Warm white and glare-free LED light spots

Opening assist for door with two options:

1. Push-to-open function for integration into handleless furniture front

2. Pull-to-open function to facilitate opening the door using a handle
The drawers in the RC and RF models are positioned at the same height. With side-by-side installation, the glass shelves can be aligned on the same level

Flat stainless steel inner door, full-length

Almost invisible rail system for shelves and door racks for flexible positioning

Ice and water dispenser in the door
Proximity sensor for ice and water dispenser

Illuminated dispenser for ice cubes, crushed ice and chilled water
TFT touch display

Net volume 300 litres

Handling

TFT touch display operation.
Clear text display.
Touch key operation for ice and water dispenser.

Technical Features

Dynamic cold air distribution.
Automatic defrosting with defrost water evaporation.
Rest mode certified by Star-K.
When rest mode is active, the appliance can only be opened using a handle.
Open-door and malfunction alarm.

Freezing

No-frost technology with fast freezing at -30 °C.
Temperature adjustable from -16 °C to -24 °C.
4-star freezer compartment.
Freezing capacity 14 kg/24 h.
Storage time after a malfunction 10 h.
4 safety glass shelves, white glass, 2 of which are individually height adjustable.
2 fully extendable drawers with transparent front.
Brilliant LED light spots with warm white, glare-free light.

Ice and water dispenser

Warm white LED lighting.
Proximity sensor for automatic activation of light and touch keys for ice and water dispenser.
Integrated, with fixed inlet water connection.
Particle filter for water inlet, integrated in ventilation grill area.
Can be switched off.
Ice cube production approx. 1.4 kg/24 h.
Ice cubes and crushed ice.
Removable ice storage container with approx. 3.2 kg capacity.
Ice water supply approx. 1.5 litres.

Consumption data

3.5 Star (AU).
Energy consumption 353 kWh/year.
Noise level 38 dB (re 1 pW).

Planning notes

Flat hinge.

Characteristics

Thermometer freeze section

Digital

Light

Yes

Product category

Upright freezer

Built-in / Free-standing

Built-in

Door panel options

Not possible

Frost free system

Fridge and freezer

Height of the product (mm)

2125

Width of the product (mm)

603

Depth of the product

608

Required niche size for installation (HxWxD)

2134.0 x 610 x 610

Dimensions of the packed product (HxWxD) (mm)

2270 x 740 x 690

Net weight (kg)

156.868

Gross weight (kg)

172.0

Connection Rating (W)

300

Current (A)

10

Frequency (Hz)

50-60

Approval certificates

CE, VDE

Length electrical supply cord (cm)

300

Energy efficiency class

Energy consumption (kWh)

Total annual energy consumption (kWh)

Freezing capacity (kg)

Door hinge

Left

Storage Period in Event of Power Failure (h)

10

Color / Material body

Defrost process

Warning signal / malfunction

Lockable door

No

Number of drawers/baskets (Stck)

2

Number of freezing flaps (Stck)

0

EAN code

4242006262198

Consumption and connection features

Brand

Gaggenau

Product name / Commercial code

RF463505

Product category

Upright freezer

Energy efficiency class (2010/30/EC)

Energy consumption annual (kWh/annum)

Freezer Net capacity (l)

0

Frost free system

Fridge and freezer

Temperature rise time (h)

10

Freezing capacity (kg/24h)

0

Climate class

SN-T

Noise level (dB)

38

Installation typology

N/A

2019-07-30

Page 1

Door opening angle of 115°, fixable at 90°.

For an installation with a door opening angle of 90°, the drawers have a restricted access.

Max. door panel weight 67 kg.

Shut-off valve for water connection must be planned next to the appliance and always be accessible.

If the water pressure exceeds 0.8 MPa (8 bar), connect pressure relief valve between water tap and hose set.

Connection

Total connected load 0.300 kW.

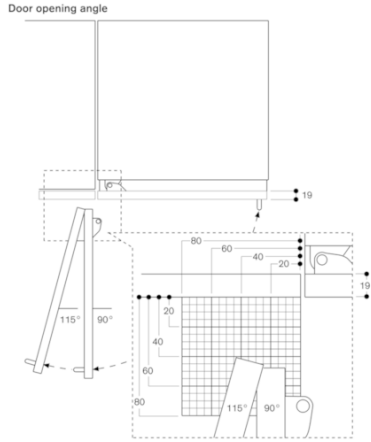
Connecting cable 3.0 m, detachable.

Water inlet.

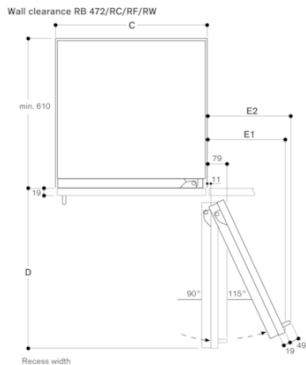
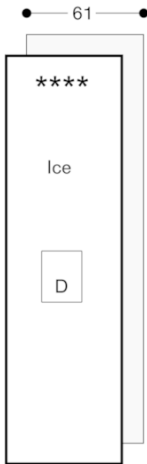
Supply hose 2.9 m with 3/4 " connection.

Water pressure 2 to 8 bar.

RF463505
 Vario freezer 400 series
 Integrated ice maker with fixed inlet
 water connection
 Fully integrated
 Niche width 61 cm, Niche height 213.4
 cm
 Left-hinged
 2019-07-30
 Page 2



The hinge travel and resulting clearances from adjacent furniture units and handles can be found from the drawing while allowing for the thickness of the front panel. In the drawing, a furniture unit front panel thickness of 19 mm was assumed.



Recess width			
C	D	E1	E2
457 mm	525 mm	235 mm	265 mm
510 mm	577 mm	239 mm	330 mm
762 mm	830 mm	364 mm	395 mm
914 mm	980 mm	428 mm	460 mm

In the drawing, a unit front thickness of 19 mm and a Gaggenau unit handle of 49 mm were taken as a basis.