

# 100CM PROFESSIONAL PLUS COOKER DOUBLE OVEN WITH INDUCTION SURFACE PDI10WE3




Pictured in Stainless Steel - PDI10WE3-SS

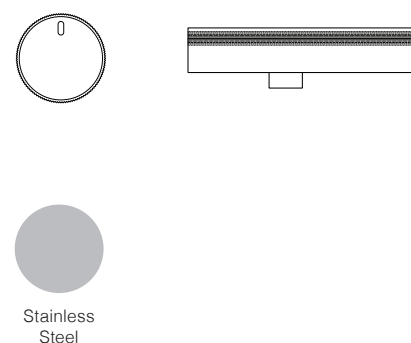


Pictured: Matt Graphite

## Standard Option - Cooker Colours



## Standard Option - Cooker Styling



## MODERN STYLE PAIRED WITH PROFESSIONAL FUNCTIONALITY PROFESSIONAL PLUS

ILVE's Professional Plus series is a cooking suite that it is, in essence, a bespoke custom made product. Colours, finishes, hobs and ovens can be combined to find the perfect balance between functionality, power, style, aesthetics and lifestyle in the kitchen.


For over 50 years, we've specialised in cooking appliances. Our products are directly inspired by professional kitchens. We also take inspiration from the materials used in professional kitchens; such as AISI 304 stainless steel, cast iron, brass and copper - choices that improve the quality and durability of our products.

A highlight of the NEW range is the Steam Valve - offering the possibility of choosing between dry or humid cooking. That way you can get a crispy bread or a tender and juicy roast all from the same oven.

Standard functions you expect from ILVE, including the electric rotisserie, precision thermostatic control, concealed grill element, programmable timer and turbo wave cooking feature are not left out.

Also available are matching range hoods (X400 series). ILVE is continually bringing incomparable design, choice and functionality to the Australian kitchen.

# 100CM PROFESSIONAL PLUS COOKER DOUBLE OVEN WITH INDUCTION SURFACE PDI10WE3



Pictured: ILVE's 6 Zone Cooking Surface



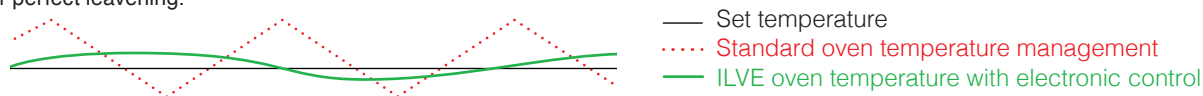
Pictured: ILVE Oven Cavities



Pictured: ILVE new E3 Digital Display

## ACCURATE ELECTRONIC TEMPERATURE CONTROL

Minimal temperature fluctuation for optimal cooking; temperature spikes, uniform cooking, energy saving. Temperature is adjustable from 30° to 300° for perfect leavening.



## OVEN CAVITY

Safe for children, perfectly insulated thanks to the three glass panes, easy to clean thanks to the new structure of the door. 'Easy Clean' enamelled cavities & full Glass door for an easy cleaning

## HOB COMPONENTS

Hob structure in AISI 304 steel with a thickness of 10/10. Cast iron pan supports and brass burner rings that are highly resistant to fire with non-stick nano technological coating

## A WIDE RANGE OF COLOURS AND FINISHES

Four standard colours that can be integrated with a custom RAL colour code, on request.

## STEAM RELEASE VALVE

Our new function that removes the cooking steam from the oven cavity, offering the versatility of dry or humid cooking. This will give you crispy vegetables or a tender and juicy roast.


## HAND ASSEMBLED

The cooker is built around a robust structural cage clad with easily removable trim panels for easy cleaning or repair.

## QUICK START & DEFROST

Fast oven preheating function to quickly reach the desired temperature. With a temperature of 30/40° it also perfectly defrosts your frozen meats.

## FOLLOW US:



Page 2/4  
01102020

Australia National Telephone Number 1300 MYILVE (694 583) New Zealand Telephone Number 0508 458 369  
 ILVE showrooms are open daily from 9am-5pm and Saturdays 10am-4pm

[ilve.com.au](http://ilve.com.au)

### NSW & ACT (Head Office)

48-50 Moore Street  
 Leichhardt  
 F 02 8569 4699

### QLD

1/42 Cavendish Road  
 Coorparoo  
 F 07 3397 0850

### WA & NT

Unit 10/55 Howe Street  
 Osborne Park  
 F 08 9201 9188

### New Zealand

PO Box 11.160  
 Sockburn Christchurch  
 F 03 344 5906

**DISCLAIMER**  
 Eurolinx PTY LTD, trading as ILVE Appliances, is continually seeking ways to improve the design specifications, aesthetics and production techniques of its products. As a result alterations to our products and designs take place continually. Whilst every effort is made to produce information and literature that is up to date, this brochure should not be regarded as an infallible guide to the current specifications, nor does it constitute an offer for the sale of any particular product. Product dimensions indicated in our literature is indicative only. Actual product only should be used to define dimension cutouts. Distributors, and retailers are not agents of ILVE Appliances and are not authorized to bind ILVE Appliances by any express or implied undertaking or representation.

# 100CM PROFESSIONAL PLUS COOKER DOUBLE OVEN WITH INDUCTION SURFACE PDI10WE3



## PROFESSIONAL PLUS SERIES ELECTRIC OVEN

### FEATURES

- ILVE's iconic robust design with commercial style door & new Milano knobs
- Integrated twin cavity cooling systems
- Grill elements for static and fan grill cooking
- Sealed oven: lower temperatures, less food spatter
- Five button programmable timer with minute minder
- A class energy rated
- S-Move soft close doors
- Hand built by ILVE's assembly technicians

### SAFETY

- Triple glazed glass doors: tinted to keep the heat inside the oven and resulting in a 'cool to touch' door exterior
- Safe touch athermic door handles and knobs
- Equipped with the "Child safety" function

### FUNCTIONS

- Primary Oven: Select 15 multifunction cooking modes
- Secondary Oven: Select 5 multifunction cooking modes
- Controlled steam exhaust with dry or humid (wet) cooking options
- Temperature control: 30/300°C electronic temperature control (main oven)

### CLEANING

- NEW **ULTRA-EZI** Clean interiors
- NEW grey enamel interiors
- Removable doors with dismountable inner glass for easy cleaning
- Full Glass inner doors for an easy cleaning
- Tilting grill elements for an easier cleaning

### CAPACITY & INTERIOR

- Primary Oven: 65 litre oven NET use-able space, size (cm) 43.7w x 36h x 41d
- Second Oven: 57 litre oven NET use-able space, size (cm) 36.5w x 35.5h x 44d
- Dual oven cavity lights on sides of oven for increased visibility & a single cavity light in the secondary oven

### ACCESSORIES (TOTAL)

- 3 x oven racks
- 2 x Baking tray with grill insert
- 1 x Electric rotisserie set
- Adjustable feet (removable)

## PROFESSIONAL PLUS SERIES INDUCTION COOKTOP

### FEATURES

- Hob made from 10/10 AISI 304 steel cooking surface
- Large cooking surface with spacious zone layout
- Precision turn down control with low simmer on each burner
- 40mm cooking surface fascia edging
- Hand built by ILVE's assembly technicians
- Smooth black glass cooking surface
- Easy clean surface

### SAFETY


- All zones fitted with child lock cut out safety device
- Automatic electronic ignition

### CLEANING

- Deep cooktop pressing designed to retain spillages
- Easy to wipe clean toughened ceran glass

### ZONES

- Durable vitroceramic toughened glass cooking surface
- Two large cooking zones Ø210 & 2.3kW
- Two medium cooking zones Ø180 & 1.85kW
- Two small cooking zones Ø145 & 1.4kW
- Knob control with digital display on the cooking surface
- Heat options 0-9
- Power boost option
- Power simmer option



#### DISCLAIMER

Eurolinx PTY LTD, trading as ILVE Appliances, is continually seeking ways to improve the design specifications, aesthetics and production techniques of its products. As a result alterations to our products and designs take place continually. Whilst every effort is made to produce information and literature that is up to date, this brochure should not be regarded as an infallible guide to the current specifications, nor does it constitute an offer for the sale of any particular product. Product dimensions indicated in our literature is indicative only. Actual product only should be used to define dimension cutouts. Distributors, and retailers are not agents of ILVE Appliances and are not authorised to bind ILVE Appliances by any express or implied undertaking or representation.

# 100CM PROFESSIONAL PLUS COOKER DOUBLE OVEN WITH INDUCTION SURFACE PDI10WE3

LIVE WITH  
**ILVE**  
KITCHEN APPLIANCES  
HANDMADE IN ITALY

## Oven Functions



Pizza function



Defrost



Quick start



Intense  
cooking



Humid intense  
cooking



Fan grill  
cooking



Closed door  
grill cooking



Top cooking



Humid  
top cooking



Bottom  
cooking



Humid bottom  
cooking



Normal static  
cooking



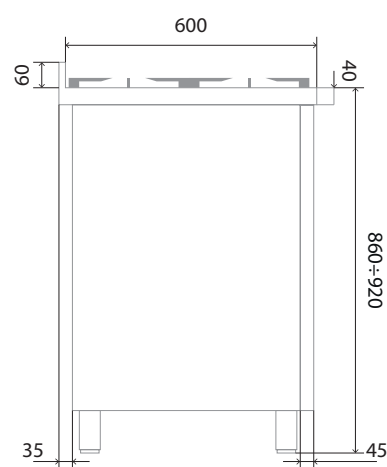
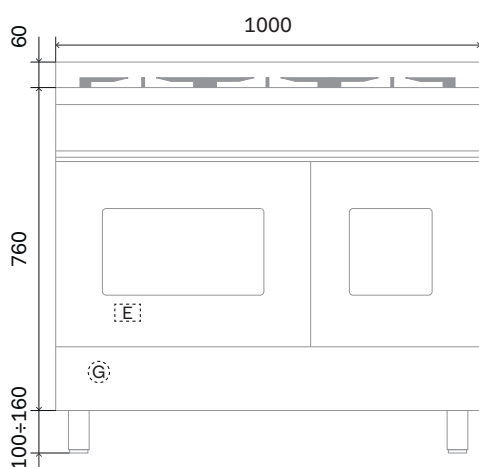
Humid normal  
static cooking



Multiple fan  
cooking



Eco cooking



### Professional PLUS PDI10WE3

Overall Size: 1000×600×760 mm (without feet)

Total Electrical Load (Kw) 15.95

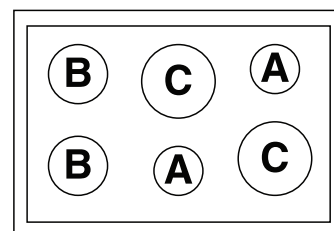
Total Gas 'NG' Consumption (Mj/h) N/A

Maxi oven 600

Easy clean grey enamel, 600 E3 Maxi electronic oven 30-300°C

Standard oven 400

Easy clean grey enamel, 400 Mini static electronic oven 30-250°C



For installation specifications, please consult with ILVE. For optimum installation, we recommend using the actual product as the best guide.

Page 4/4  
01102020

## FOLLOW US:



/ilve\_appliances/



/ILVEappliances



/ILVE\_appliances



/ILVEappliances

Australia National Telephone Number 1300 MYILVE (694 583) New Zealand Telephone Number 0508 458 369  
ILVE showrooms are open daily from 9am-5pm and Saturdays 10am-4pm

[ilve.com.au](http://ilve.com.au)

### NSW & ACT (Head Office)

48-50 Moore Street  
Leichhardt  
F 02 8569 4699

### QLD

1/42 Cavendish Road  
Coorparoo  
F 07 3397 0850

### WA & NT

Unit 10/55 Howe Street  
Osborne Park  
F 08 9201 9188

### New Zealand

PO Box 11.160  
Sockburn Christchurch  
F 03 344 5906

**DISCLAIMER**  
Eurolinx PTY LTD, trading as ILVE Appliances, is continually seeking ways to improve the design specifications, aesthetics and production techniques of its products. As a result alterations to our products and designs take place continually. Whilst every effort is made to produce information and literature that is up to date, this brochure should not be regarded as an infallible guide to the current specifications, nor does it constitute an offer for the sale of any particular product. Product dimensions indicated in our literature is indicative only. Actual product only should be used to define dimension cutouts. Distributors, and retailers are not agents of ILVE Appliances and are not authorized to bind ILVE Appliances by any express or implied undertaking or representation.