



Revision: 3

Date: June 2020

Supersedes all previous issues

Urbane Cleanflush™ Invisi II

4.5/3 litre Dual Flush Toilet Suite with
Urbane Cleanflush™ Wall Faced Rimless Vitreous China
Pan and Invisi II Cistern for Inwall, Under Counter,
Induct or Inceiling applications



cleanflush



Urbane Cleanflush™ Invisi II

4.5/3 litre Dual Flush Toilet Suite with Urbane Cleanflush™ Vitreous China Wall Faced Rimless Pan and Invisi II Cistern for Inwall, Under Counter, Induct or Inceiling applications

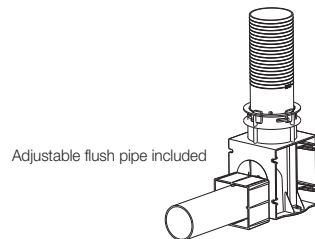


Pictured with Caroma Arc soft close seat

Combining universal design with rimless pan technology, the **Urbane Cleanflush™** is a superior flushing system suitable for domestic and commercial applications. Incorporating several patented technologies: Caroma Flow Splitter™, Caroma Flow Balancer™ and Caroma Uni-Orbital® Connector, the Cleanflush pan is innovative and the next evolution in toilets. The Flow Splitter evenly flows water around the top of the bowl to meet at the Flow Balancer which directs the water powerfully into the sump, reducing the need for brush cleaning. The rimless pan is easy to clean and unlike traditional pan profiles, provides full visibility of any grime build up. Caroma Cleanflush provides a cleaner clean for peace of mind. The adjustable flush pipe is a new feature for the Invisi II system. If the pan inlet hole is higher than the flush pipe due to floor tiling height variations, the flush pipe can be raised by up to 25mm.

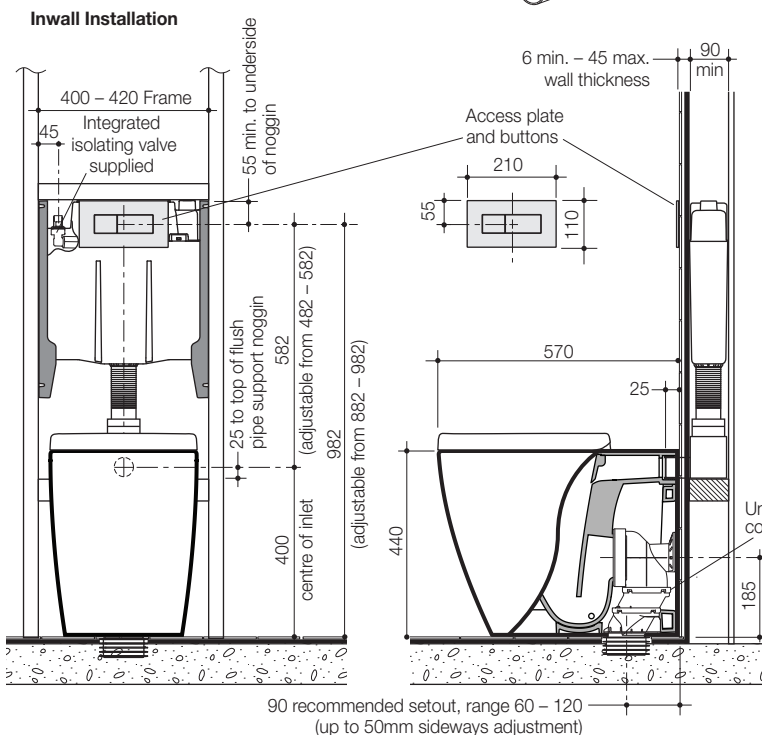
- Pan:** **Urbane Cleanflush™** wall faced back inlet 4.5 litre full flush rimless pan.
- Traps:** Universal trap for S or P-trap installations.
- Inlet:** Fully glazed 50mm back inlet for concealed cistern.
- Cisterns and Flushvalves:** **Invisi II Cistern** – suitable for inwall, under counter, induct and in ceiling applications. For push button and access plate (supplied separately) options see chapter 6.15.1 CISTERNS of the Caroma Technical Manual.
- Fixing:** The pan can be fixed to the floor by either bedding into mortar or using the supplied D82 Concealed Fixing Bracket.
- Seats:** The **Arc** soft close quick release thermoset toilet seat or **Arc** standard close thermoset toilet seat is provided as standard with the Urbane Cleanflush™ suite. See chapter 5.01 SEATS of the Caroma Technical Manual for further details.
- Colours:** White only.
- Installation:** The installation of the toilet suite shall be in accordance with the normal minimum drainline grade requirements in AS/NZS 3500.2.
- Dimensions:** All dimensions are in millimetres and are subject to normal manufacturing variations. Caroma pursues a policy of continuing improvement in design and performance of its products. The right is therefore reserved to vary specifications without notice.

Urbane Cleanflush™ Invisi II Wall Faced Suite Inwall/Under Counter Installations

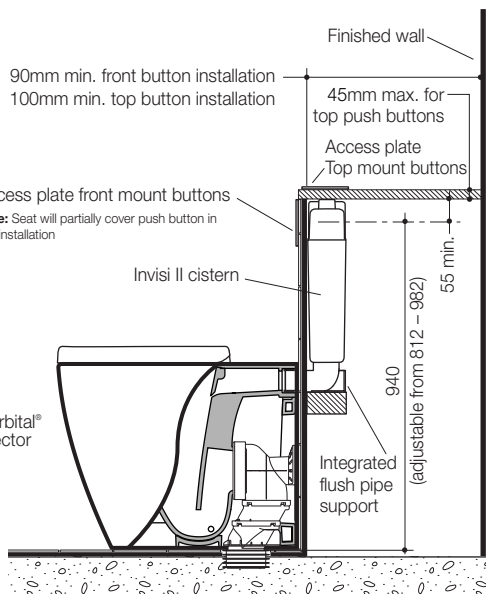


Urbane Cleanflush™ Invisi II 4.5/3 litre Wall Faced Toilet Suite with Back Inlet Pan, Internal Overflow Cistern and Seat:	Code No.
Inwall/Under Counter/Induct/Inceiling with Arc Soft Close Quick Release Seat	746100W
Inwall/Under Counter/Induct/Inceiling with Arc Standard Close Seat	746110W

Button options: see 6.15.1



Under Counter Installation (optional under counter flush pipe 237222 is required)



Note: access to cistern internals can be achieved through either front or top mount button plate option.