



Refrigeration

LX SERIES FRENCH DOOR
PRODUCT FLYER



LX Series

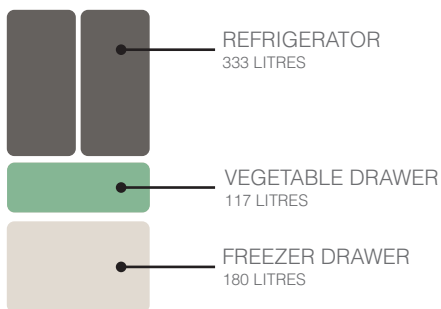
FRENCH DOOR



The first thing you notice about the LX Series is its striking looks with toughened glass front panels, presenting a luxurious finish. French doors open up to reveal spacious wide shelving. The French Door design delivers a wide internal space, perfect for large platters and ensuring maximum storage capacity.

Convenient features include separate vegetable and freezer drawers, an automatic ice maker that doesn't require plumbing and a Supercool chilling case for storing items at about -3°C to 0°C without freezing it.

TOTAL CAPACITY 630 LITRES



Dimensions

MR-LX630EM

H 1798 x W 900 x D 735mm

MR-LX630EM FEATURES

- » 4.0 Energy Rating
- » Inverter Technology
- » R600A Refrigerant
- » Multi Airflow System
- » LED Light
- » Tempered Glass Shelves
- » Automatic Ice Maker
- » Water Tank
- » Vegetable Drawer
- » Egg Tray
- » Bottle Pocket
- » Adjustable Pocket
- » Wide Chilling Case (Upper case)
- » Supercool Chilling Case (Lower case)
- » VitaLED
- » Smooth Case Roller
- » Antibacterial & Deodoriser
- » Neuro Fuzzy Technology
- » Rapid Cooling
- » Eco Mode



MR-LX630EM
630 Litres



Brilliant
Black



Glacier
White



Argent Silver



Supercool Chilling Case

The Supercool chilling function is ideal for storing meat, fish, or other perishable food without freezing it. This provides the convenience of food ready to cook without the need to defrost it.



Vegetable Drawer

Two large bins in the drawer to store fruit and vegetables. A full-width tray at the top is ideal for storage and organisation of smaller and delicate items such as punnets of fruit.



Automatic Ice Maker

There is no need for a separate plumbing connection. The removable water tank can be filled with water and the Ice Maker is ready to go!



Endless Intuitive Features

A unique LED control panel lights up with just a touch to provide access to all the settings.

- » Power Saving Mode
- » Door Alarm
- » Glass Door
- » Large Capacity





Specifications

MR-LX630EM

Capacity (L) Gross	Total	630
	Refrigerator Compartment	333
	Vegetable Compartment	117
	Freezer Compartment	180
Dimensions (mm)	Width	900
	Height	1798
	Depth	735
Clearance Dimensions (mm)	Top	100
	Left	30
	Right	30
	Back	50
Energy Star Rating		4.0 Stars
Energy Consumption (kWh/annum)		390
Colour Options	Glacier White	•
	Argent Silver	•
	Brilliant Black	•
Glass Door Finish		•



10 Year Compressor Warranty

Mitsubishi Electric Inverter refrigerators are backed by a comprehensive 5 year parts and labour warranty and a 10 year parts warranty on the Inverter compressor. See website for full Terms and Conditions.



Fridge Finder App

Available to download from the App Store



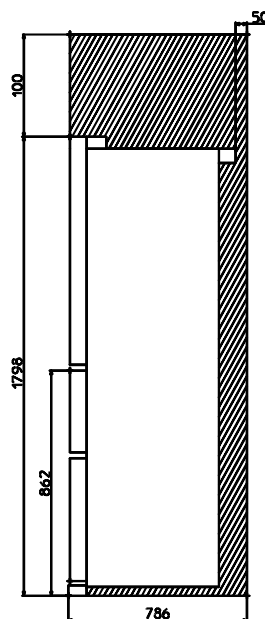
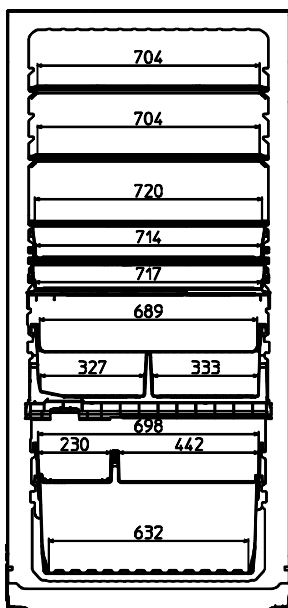
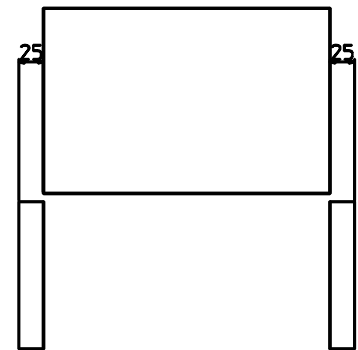
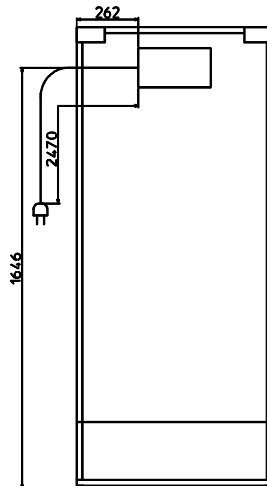
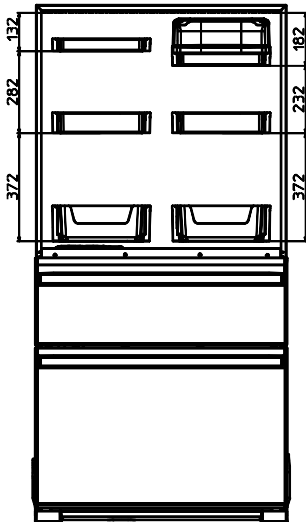
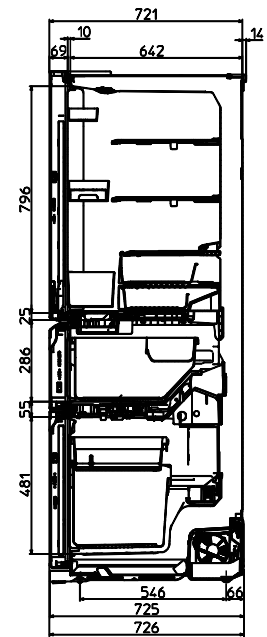
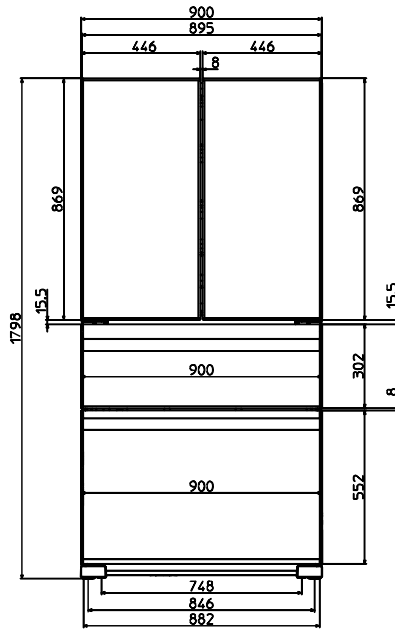
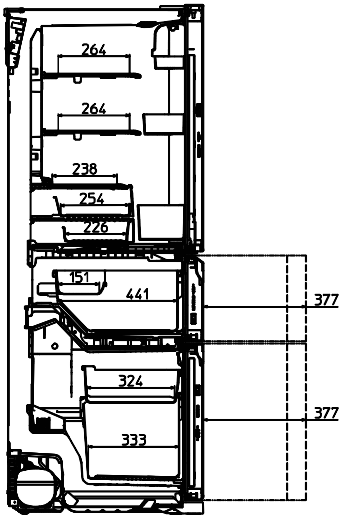
MitsubishiElectric.com.au

Printed October 2019.

The specifications and information in this flyer are subject to change without notice. Colours depicted in this flyer may vary slightly. Images are for illustrational purposes only. © Mitsubishi Electric Australia 2019

MR-LX630EM-A

Unit : mm



Required Space For Installation

